



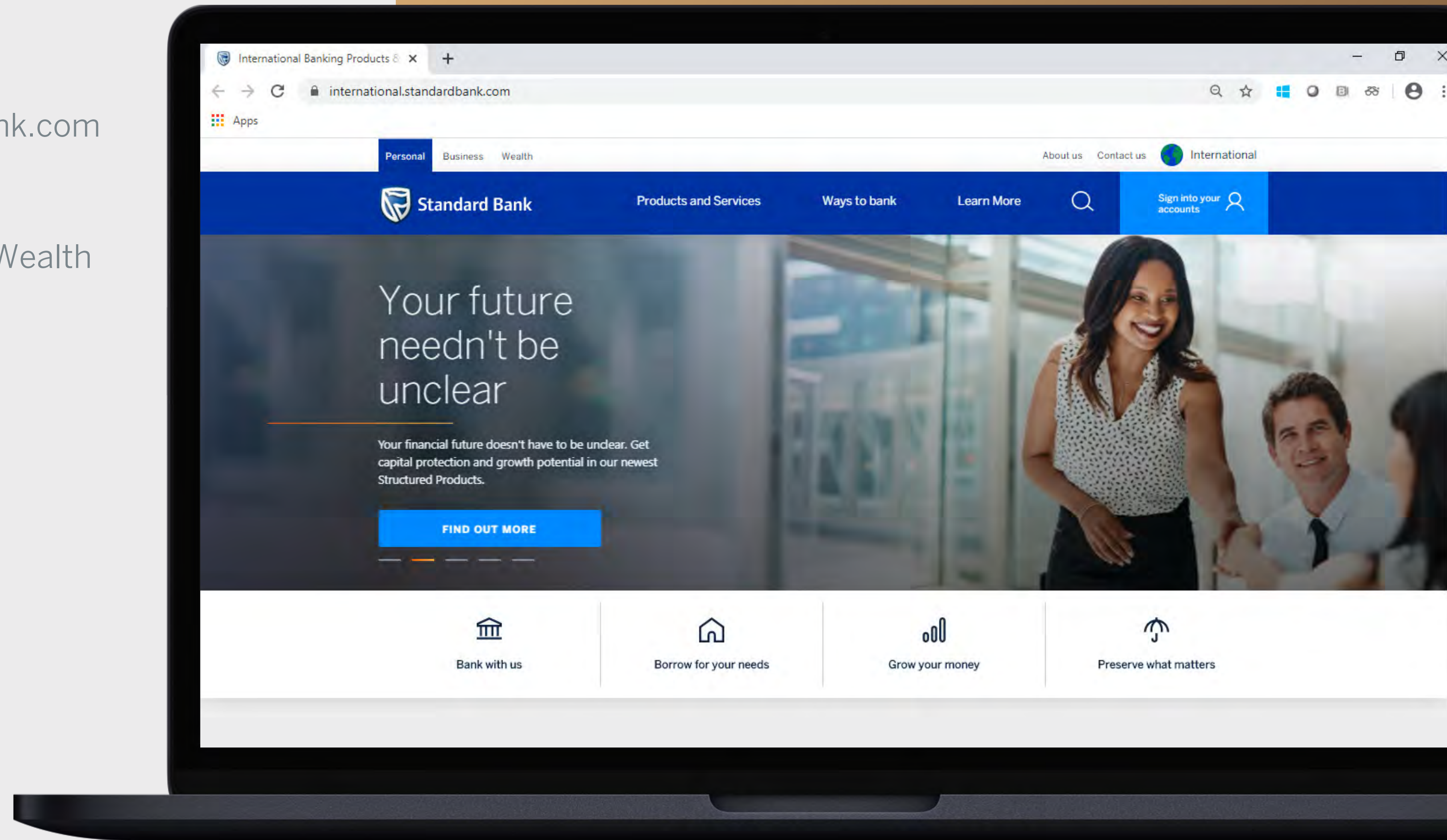
MAKING A PAYMENT TO A BENEFICIARY

Guide



STEP ONE

- **Go to** international.standardbank.com or **Go to** wealthandinvestment.standardbank.com if you are a Wealth and Investment client.



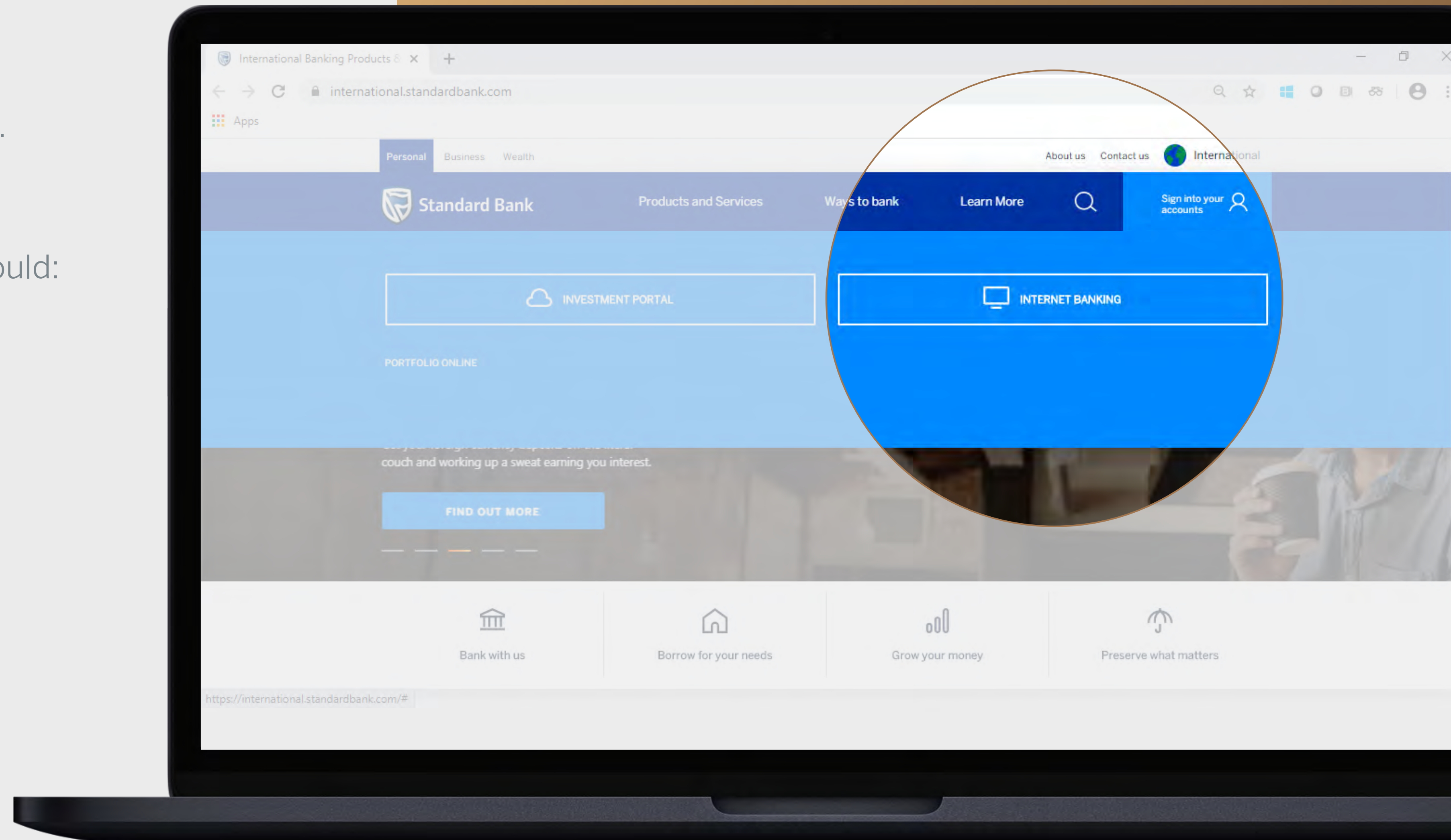


STEP TWO

- **Click** on Sign into your account.
- **Go to** INTERNET BANKING.

Wealth and Investment clients should:

- **Click** on Login and transact.
- **Go to** International Online.





STEP THREE

- **Sign in** with your Digital ID, banking app or S.A Online banking details.

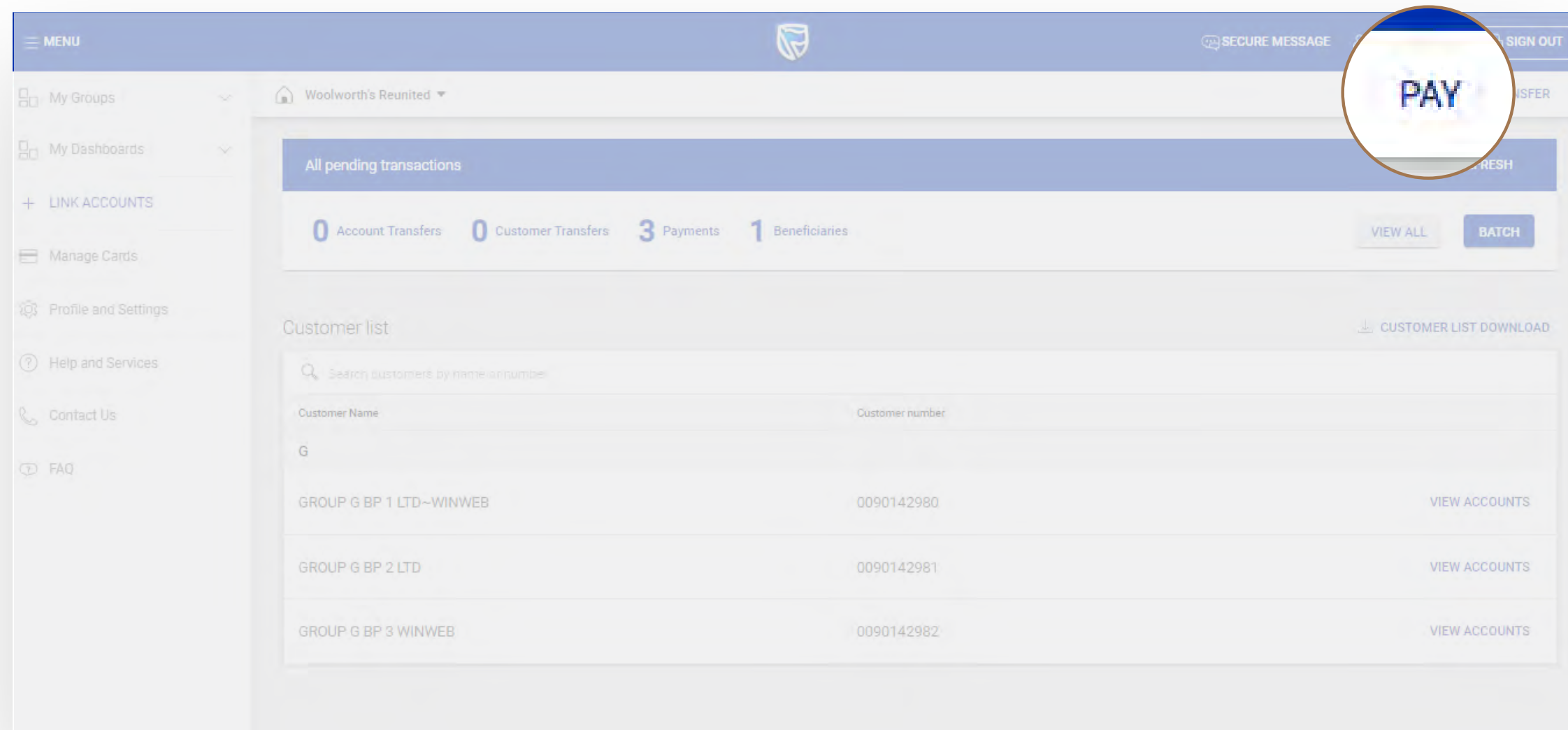


STEP FOUR

- You may be asked to **check your email** for a verification code. Please enter this and **click** SUBMIT.

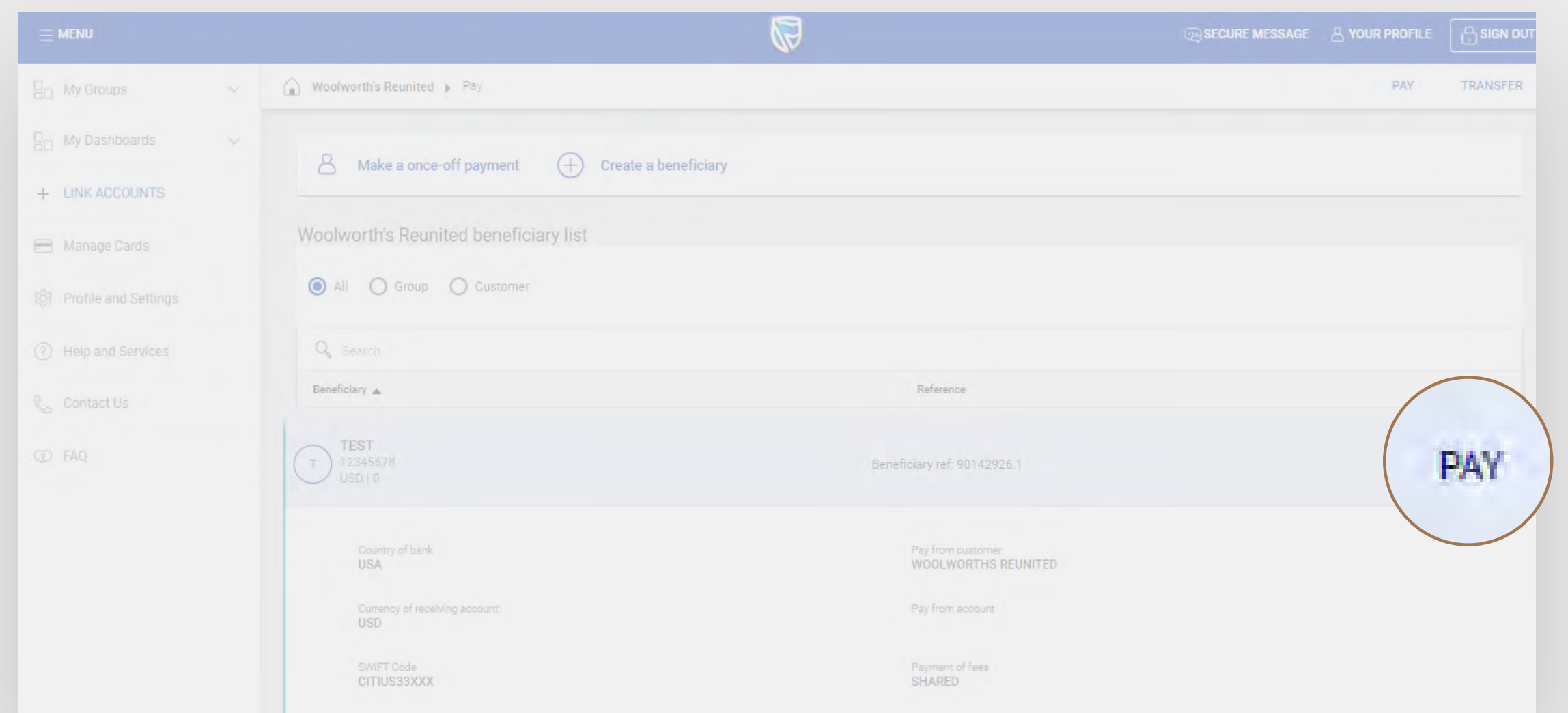
STEP FIVE

- **Click** on PAY.



STEP SIX

- **Select** the beneficiary required. **Click** on PAY.





STEP SEVEN

- Fill in the payment details and **click** REVIEW.

SWIFT code: CITUS23XXX

Branch address (Optional):

Payment details

Pay from customer: GROUP G BP 3 WINWEB

Payment amount: USD 50.00

Payment date: Monday, July 6, 2020

Payment of fees: Remitter

Your reference: Test Payment

Their reference: Test Payment

CANCEL REVIEW



STEP EIGHT

- Review the payment, **click** EDIT and you can amend the amount, value and payment reference. **Click** PAY to continue.

Amount: \$ 514.00 JPY

Date: Monday, July 6, 2020

Amount of fees: 50.00 USD

Your reference: Test Payment

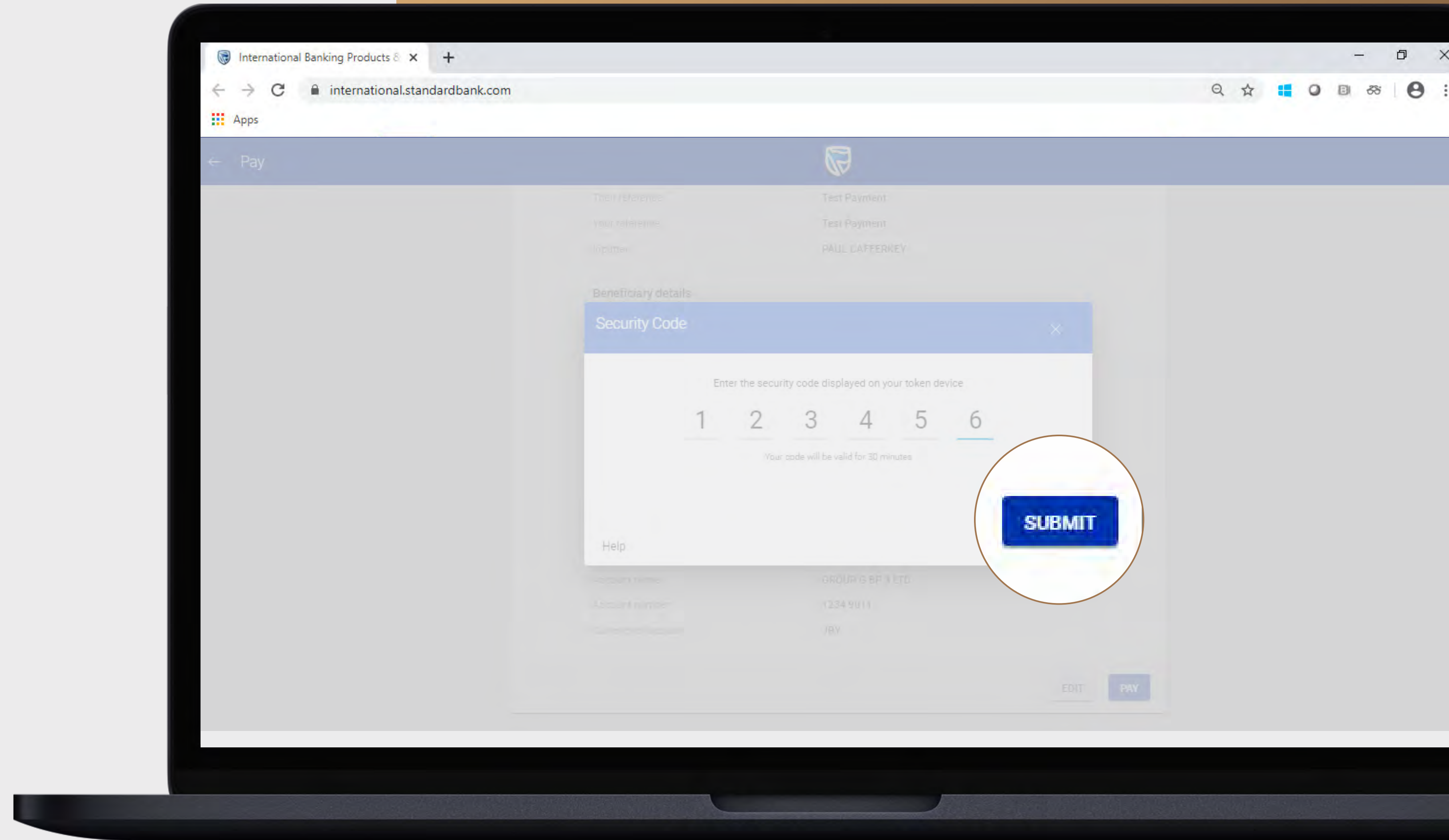
Their reference: Test Payment

REVIEW



STEP NINE

- If prompted, enter the security code from your security token device and **click** SUBMIT.



STEP TEN

- Your payment will be sent for authorisation.

The screenshot shows a 'Pay' screen with a blue header bar containing a back arrow and the word 'Pay'. The main content area is divided into two columns. The left column contains labels for various fields, and the right column contains the corresponding values. The fields are grouped into sections: 'Your reference', 'Inputter', 'Payment reference', 'Beneficiary details', and 'From customer details'. At the bottom, there is a green notification box that says 'Payment sent for authorisation' with an 'OK' button. To the right of the notification box are three buttons: 'PRINT', 'DOWNLOAD', and 'DONE'.

| | |
|-----------------------------------|---------------------------------|
| ← Pay | |
| Test Payment | Test Payment |
| Test Payment | Test Payment |
| PAUL CAFFERKEY | PAUL CAFFERKEY |
| 0027279313/1 | 0027279313/1 |
| Beneficiary details | |
| Account holder name | TEST |
| Country of bank | USA |
| Currency of account | US Dollar |
| Account number | 1234 5678 |
| SWIFT code | CITIUS33XXX |
| From customer details | |
| Customer name | GROUP G BP 3 WINWEB |
| Customer number | 0090142982 |
| Account type | Wealth and Inv. Current Account |
| Account name | GROUP G BP 3 LTD |
| Account number | 1234 9011 |
| Currency of account | JPY |
| Payment sent for authorisation OK | |
| PRINT DOWNLOAD DONE | |

STEP ELEVEN

- You can print or download a copy of the payment, **click DONE.**

The screenshot shows a 'Pay' screen with a blue header bar containing a back arrow and the word 'Pay'. The main content area is divided into two columns. The left column contains labels for various fields, and the right column contains the corresponding values. The fields are grouped into sections: 'Your reference', 'Inputter', 'Payment reference', 'Beneficiary details', and 'From customer details'. At the bottom, there is a green notification box that says 'Payment sent for authorisation' with an 'OK' button. To the right of the notification box are three buttons: 'PRINT', 'DOWNLOAD', and 'DONE'. A circular callout highlights these three buttons.

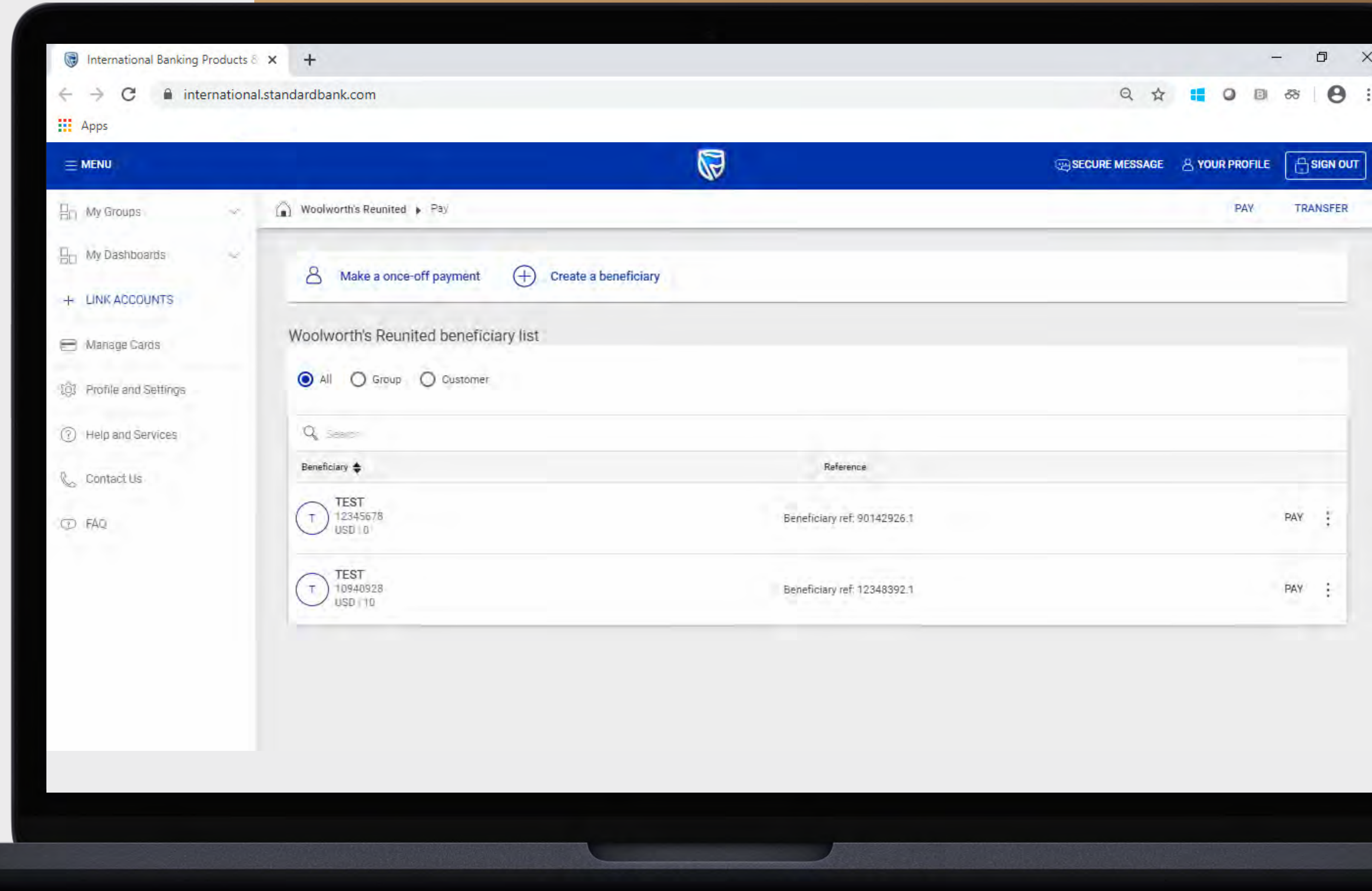
| | |
|-----------------------------------|---------------------------------|
| ← Pay | |
| Test Payment | Test Payment |
| Test Payment | Test Payment |
| PAUL CAFFERKEY | PAUL CAFFERKEY |
| 0027279313/1 | 0027279313/1 |
| Beneficiary details | |
| Account holder name | TEST |
| Country of bank | USA |
| Currency of account | US Dollar |
| Account number | 1234 5678 |
| SWIFT code | CITIUS33XXX |
| From customer details | |
| Customer name | GROUP G BP 3 WINWEB |
| Customer number | 0090142982 |
| Account type | Wealth and Inv. Current Account |
| Account name | GROUP G BP 3 LTD |
| Account number | 1234 9011 |
| Currency of account | JPY |
| Payment sent for authorisation OK | |
| PRINT DOWNLOAD DONE | |



STEP TWELVE



You will be returned to your pending transaction window.





THANK YOU