

Standard Bank International Funds Limited

Multi Manager Global Equity Fund (GBP)



Fact Sheet - 29 May 2020

Minimum Disclosure Document

Fund Investment Objectives and Style

The Multi Manager Global Equity Fund (the "Fund") is designed to provide long-term capital appreciation through investment solely in equity orientated funds. The manager will look to maintain a fully invested strategy at all times. A minimum exposure of 40% to larger capitalised shares means that the manager can position the fund significantly away from that of the peer group or benchmark in order to optimise performance. It is therefore suited to investors who are willing to accept the higher level of volatility associated with a fund of this flexibility.

The Fund is a highly diversified one stop global equity investment solution investing in a dynamic blend of best of breed regional managers covering a wide range of investment styles. The Fund also seeks to offer clients meaningful exposure to niche areas of the equity markets with long term structural tailwinds to company earnings growth such as mid cap, small cap and other thematic strategies. This is achieved via specialist managers with the expertise, experience and resources to invest in these markets.

Investment Themes

Mid & Small Cap Companies: Exhibit structurally higher earnings growth rates than large and mega cap companies. We believe that active fund managers in these sectors have greater potential to outperform market indices given the limited analyst coverage, broader universe of stocks and greater dispersion of winners and losers.

Technological Change: The technology sector continues to take share of the global economy and this trend is only going to accelerate. Our managers can access investments with genuine exponential growth opportunities as we progress into the digital age.

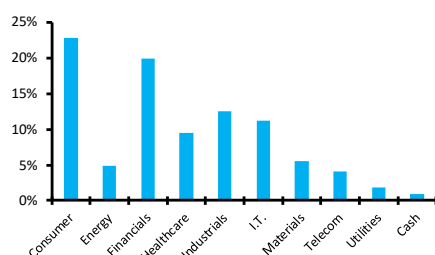
Global Healthcare: Global healthcare demand is set to grow substantially in the decades ahead due to ageing populations in developed market countries. Using a specialist manager with industry expertise we are able to access exciting new technologies in medical science along with leading healthcare services and pharmaceutical businesses.

Emerging Market Growth: Our focus is on the domestic wealth cycle of emerging countries where demographics and organic growth make for a powerful long term investment thesis.

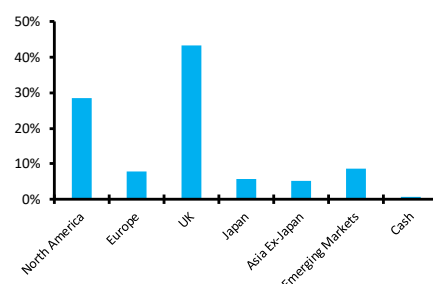
Theme	Fund	Weight	Theme	Fund	Weight
	Unicom UK Smaller Companies Fund	4.06%		GAM Star Technology Fund	3.93%
	Aberforth UK Smaller Companies Fund	3.74%		Polar Healthcare Opportunities Fund	4.95%
	STANLIB MM Global Equity Fund	17.74%		Fidelity Asian Smaller Companies Fund	1.90%

Portfolio Positioning

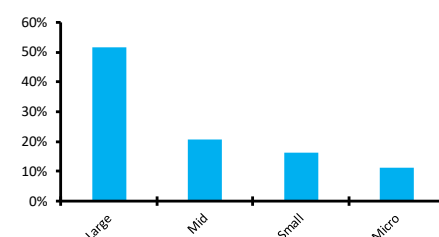
Sector Allocation:



Regional Allocation:



Market Cap Allocation:



Asset Allocation: Equity 99.60% Cash 0.40%

Source: Standard Bank International Fund Solutions. Look through data supplied by underlying fund managers.

Performance (net of fees)



	1 Month	YTD	1 Year	3 Years Annualised	5 Years Annualised	10 Years Annualised
A Class	4.28%	-13.58%	-5.72%	-0.75%	3.40%	7.55%
B Class ²	4.30%	-13.47%	-5.44%	-0.46%	3.73%	7.88%
C Class ³	4.32%	-13.36%	-5.15%	-0.15%	4.02%	8.18%
Benchmark Return¹	5.26%	-9.05%	-0.20%	2.93%	6.65%	8.56%

¹ FTSE All World TR Net / FTSE UK TR Net (60% / 40%)
(31st August 2008 Benchmark changed from Lipper Global Equity Indices)

² B share class launched February 2016. Performance prior to this date is calculated using an extended track record based upon the track record of the 'A' share class adjusted to reflect the lower fee structure of the B share class and is in accordance with Morningstar extended performance methodology

³ C share class launched February 2017. Performance prior to this date is calculated using an extended track record based upon the track record of the 'A' share class adjusted to reflect the lower fee structure of the C share class and is in accordance with Morningstar extended performance methodology

Fund Facts

Portfolio Manager:	International Fund Solutions Team
Fund size as at 29/05/2020:	£60.60m
Dealing:	Daily
Cut off time:	2:30pm (Jersey Time) previous business day
Min invest:	£1,500
Min top up:	£750
Dividend policy:	Roll Up
Largest yearly gain*:	28.98%
Largest yearly loss*:	-18.35%
Number of funds held:	26
*A Class - Since Launch	

Fund Costs & NAVs

The 12 month TER, TC and TIC are as follows:

Fund Class	TER	TC	TIC	NAV *
A	2.41%	0.01%	2.42%	£19.60
B	2.11%	0.01%	2.12%	£14.13
C	1.81%	0.01%	1.82%	£10.69

The annualised 36 month TER, TC and TIC are as follows:

Fund Class	TER	TC	TIC
A	2.44%	0.01%	2.45%
B	2.13%	0.01%	2.14%
C	1.83%	0.01%	1.84%

TER = Total Expense Ratio, TC = Transaction Cost, TIC = Total Investment Cost (TER + TC = TIC)

* Net Asset Value as at fact sheet date.

Where a transaction cost is not readily available, a reasonable best estimate has been used. Estimated transaction costs may include Bond, Money Market and FX Costs (where applicable).

Risk Profile



Where foreign securities are included in the portfolio there may be additional risks, such as potential constraints on liquidity and the repatriation of funds, macroeconomic risks, political risks, tax risks, settlement risks, and potential limitations on the availability of market information.

Other Fund Facts

Structure	Open ended investment company incorporated in Jersey	Application monies	Cleared funds prior to dealing
Regulation	Collective Investment Funds (Jersey) Law 1988	Manager's fee A Class	1.40% per annum
Launch date	1 March 2000 (A) Share Class	Manager's fee B Class	1.10% per annum
Manager	STANLIB Fund Managers Jersey Limited	Manager's fee C Class	0.80% per annum
Investment Manager	Standard Bank Jersey Limited	Custodian's fee	Up to 0.035% per annum
Custodian	Apex Financial Services (Corporate) Jersey Limited (formerly Link Corporate Services (Jersey) Limited)	Reporting	Audited annual accounts to 30 September Unaudited interim accounts to 31 March
Fund Directors	12 Castle St, St Helier, Jersey, JE2 3RT G Baillie, O Sonnichler, C Pallot and M Farrow	Price publication	STANLIB Fund Managers Jersey Limited
Auditors	PWC, Ireland	Benchmark Source	FTSE
		Bloomberg A Class	STAAGGS JY<equity>
		Bloomberg B Class	MMGEGBB JY<equity>
		Bloomberg C Class	MMGEGBC JY<equity>
		Redemption monies	Paid within 7 business days following the dealing date

Contact Details

Contact Person:	James Hibbs	Standard Bank Jersey Limited
Telephone:	+44 (0) 1534 881324	Standard Bank House, 47-49 La Motte Street
Email:	james.hibbs@standardbank.com	St Helier, Jersey, JE2 4SZ

Additional information about this product, including all brochures, the fund prospectus, application form and annual and interim financial statements can be obtained from the manager, free of charge, and are available at <https://www.international.standardbank.com>

NOT FOR CIRCULATION TO THE GENERAL PUBLIC OUTSIDE OF JERSEY AND SOUTH AFRICA

Investment in the shares of open-ended investment companies is generally a medium to long-term investment. The value of shares may go down as well as up and investors may get back less cash than originally invested. Past performance figures quoted refer to the past, and past performance is not a reliable indicator of future results. The performance is calculated for the portfolio, as well as that the individual investor performance may differ as a result of initial fees, the actual investment date, the date of reinvestment and divided withholding tax. Income is reinvested on the reinvestment date. Fluctuations or movements in exchange rates may cause the value of underlying international investments to go up or down. The funds can engage in borrowing and scrip lending. The shares of Standard Bank International Funds Limited are traded at ruling prices (i.e. the last recorded sales price) and are priced daily using the forward pricing method. The price of the fund is available from the manager on request or via Bloomberg or Morningstar. Details of fees and charges and maximum commissions are available on request from STANLIB Fund Managers Jersey Limited, the Manager, and are fully disclosed in the fund prospectus. The manager does not provide any guarantee either with respect to the capital or the return of a portfolio.

Standard Bank International Funds Limited is a fund of funds collective investment scheme, which only invests in other collective investment schemes, which levy their own charges, which could result in a higher fee structure for the fund of funds. Commission and incentives may be paid and if so, are included in the overall costs. Figures quoted are from the Manager and Morningstar/Bloomberg for the current month for a lump sum investment using NAV prices, which exclude initial fees. Standard Bank International Funds Limited is an accumulation fund and does not distribute income. Performance is quoted in Sterling terms. Please refer to the prospectus of this scheme for more details, a copy of which is available on request from the Manager, the registered office of which is Standard Bank House, 47-49 La Motte Street, St Helier, Jersey JE2 4SZ, Channel Islands. Other than the fund-specific data contained in this document, the information provided has been compiled from a number of freely available market sources that are believed to be reliable. We make no warranty, express or implied, as to the accuracy, correctness or completeness of the general market information contained herein.

A representative agreement exists between STANLIB Collective Investments (RF) Pty Limited and STANLIB Fund Managers Jersey Limited.

Standard Bank Jersey Limited, Standard Bank International Funds Limited, STANLIB Fund Managers Jersey Limited and Apex Financial Services (Corporate) Jersey Limited (formerly Link Corporate Services (Jersey) Limited) are regulated by the Jersey Financial Services Commission. Standard Bank Jersey Limited is a wholly owned subsidiary of Standard Bank Offshore Group Limited, a company incorporated in Jersey. Standard Bank Offshore Group Limited is a wholly owned subsidiary of Standard Bank Group Limited. STANLIB Fund Managers Jersey Limited is wholly owned by STANLIB Asset Management (Pty) Limited which is a wholly owned subsidiary of STANLIB Limited, is a subsidiary of Liberty Holdings Limited which in turn is a subsidiary of Standard Bank Group Limited. Standard Bank Group Limited has its registered office at 9th Floor, Standard Bank Centre, 5 Simmonds Street, Johannesburg 2001, Republic of South Africa. The fund Promoter is Standard Bank Jersey Limited. The shield and Standard Bank logo is a registered trademark of the Standard Bank Group Limited, of which Standard Bank Jersey Limited and Liberty Holdings Limited are part.

This does not constitute an invitation to buy or the solicitation of an offer to sell securities or to accept deposits or to provide any other products or services in any jurisdiction, to any person to whom it is unlawful to make such an offer or solicitation, nor should it be construed to constitute any investment advice. Legislation or regulations in jurisdictions relevant to you may prohibit you from entering into certain transactions with us and we strongly recommend that you contact your financial or legal adviser in this regard. It is your responsibility for informing yourself about and complying with such restrictions.

This document is provided to you for your information only and is not an invitation or inducement to invest in the fund to which it relates. If you are in any doubt as to whether this fund is suitable for you, please consult an appropriately qualified financial adviser.

Source: FTSE International Limited ("FTSE") © FTSE. "FTSE®" is a trade mark of the London Stock Exchange Group companies and is used by FTSE International Limited under licence. All rights in the FTSE indices and / or FTSE ratings vest in FTSE and / or its licensors. Neither FTSE nor its licensors accept any liability for any errors or omissions in the FTSE indices and / or FTSE ratings or underlying data. No further distribution of FTSE Data is permitted without FTSE's express written consent.

Annualised figures are figures expressed in yearly terms, even though the variable does not directly apply to a year. Cumulative figures are figures expressed fully by the accumulation of successive additions.

Important Notice for UK Investors: this document does not constitute a financial promotion for the purposes of section 21 of the Financial Services and Markets Act 2000 (FSMA). UK residents should be aware that the protections provided to investors by the UK regulatory system established under FSMA do not apply to any investment services or products provided by Standard Bank Group Limited or any of its subsidiaries. In particular, investors will not be entitled to compensation from the Financial Services Compensation Scheme, nor will they be entitled to the benefits provided by the Financial Ombudsman Service or other protections to customers under FSMA. Furthermore, UK residents should be aware that the fund to which this document relates is not a UCITS fund and is not recognised under sections 270 or 272 of FSMA.

South Africa disclosure: The Standard Bank of South Africa Limited, an authorised Financial Services Provider ("FSP") number 11287. Standard Bank Financial Consultancy, an authorised Financial Services Provider (FSP 3825).

Total Expense Ratio (TER): This shows the charges, levies and fees relating to the management of the portfolio and is expressed as a percentage of the average net asset value of the portfolio, calculated over a rolling three years (where applicable) and annualised to the most recently completed quarter. A higher TER does not necessarily imply a poor return, nor does a low TER imply a good return. The current TER cannot be regarded as an indication of future TERs.

Transaction Costs (TC): The percentage of the value of the fund as costs relating to the buying and selling of the Fund's underlying assets. Transaction costs are a necessary cost in administering the Fund and impacts fund returns. It should not be considered in isolation as returns may be impacted by many other factors over time including market returns, the type of Fund, investment decisions of the investment manager and the TER.

Total Investment Charges (TIC): The percentage of the value of the Fund incurred as costs, relating to the investment of the Fund. As fund returns are reported after deducting all fees and expenses, these costs (the TER & TC) should not be deducted from the fund returns. It is the sum of the TC & TER.

All transactions to the account are to be in line with current Exchange Control Regulation to the country in which you are resident or working.

Telephone calls may be recorded. Please refer to the Standard Bank Offshore Group Client Privacy Statement available from www.international.standardbank.com